



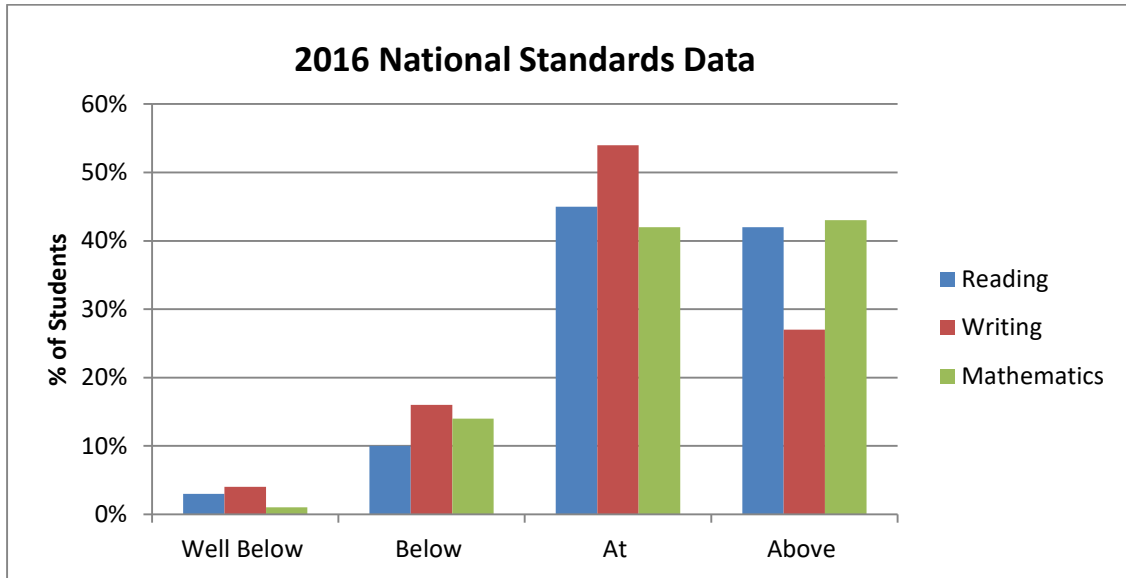
Auckland Normal Intermediate School

Student Achievement – 2016 National Standards

2016 NATIONAL STANDARDS DATA

At the end of each academic year we report to the community on achievement against National Standards. The data includes overall achievement data, historic and cohort data. This information is used primarily used to inform teaching and learning and also inform the strategic direction of ANI.

1. Overall Achievement Data

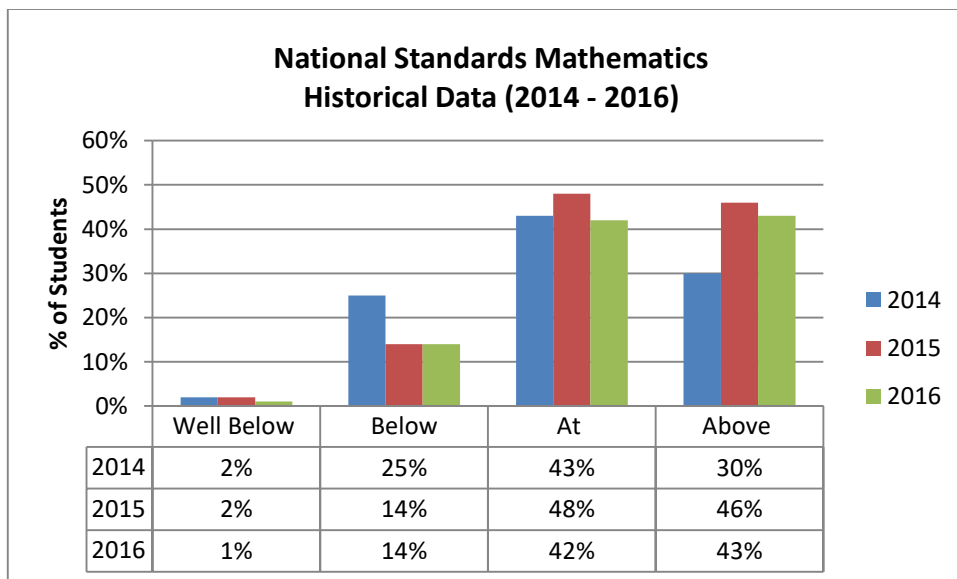
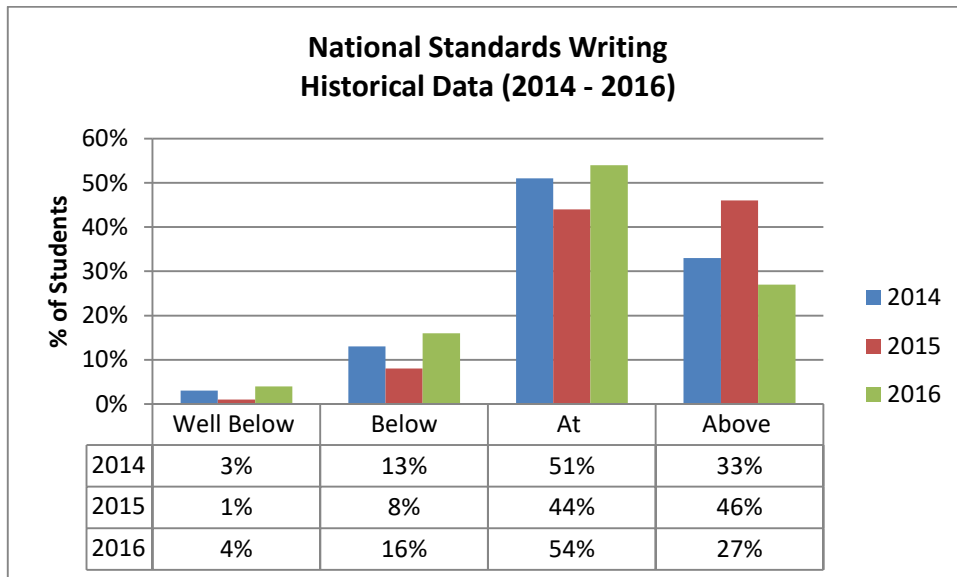
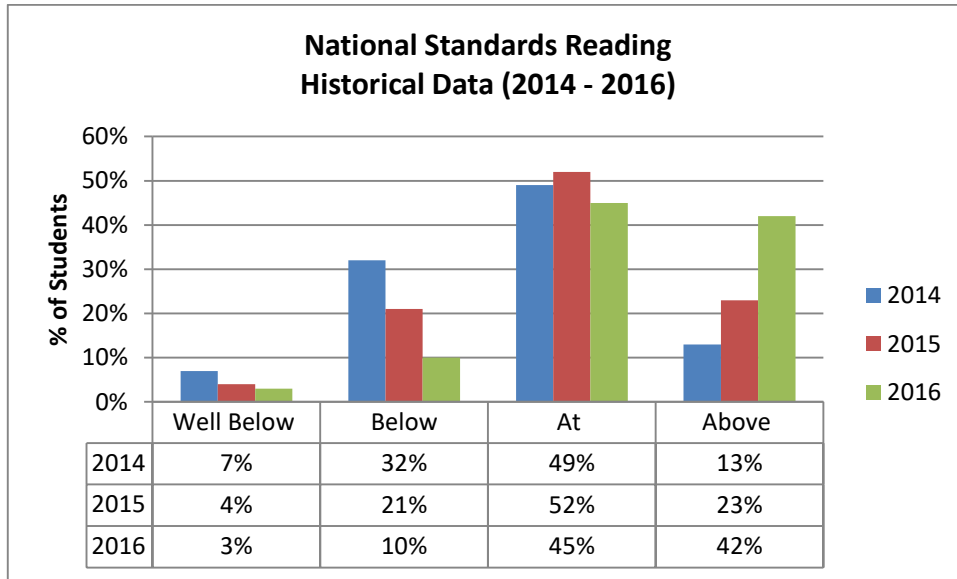


READING	WELL BELOW		BELOW		AT		ABOVE		TOTAL
	Number	Proportion	Number	Proportion	Number	Proportion	Number	Proportion	Number
End of Year 7	10	3.0%	43	12.8%	139	41.4%	144	42.9%	336
End of Year 8	12	3.3%	29	7.9%	179	48.5%	149	40.4%	369
All students	22	3.1%	72	10.2%	318	45.1%	293	41.6%	705

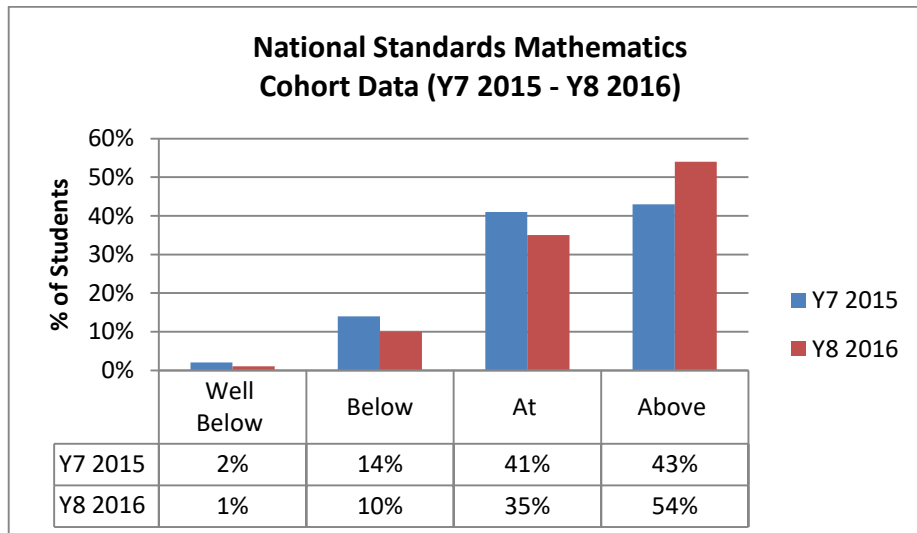
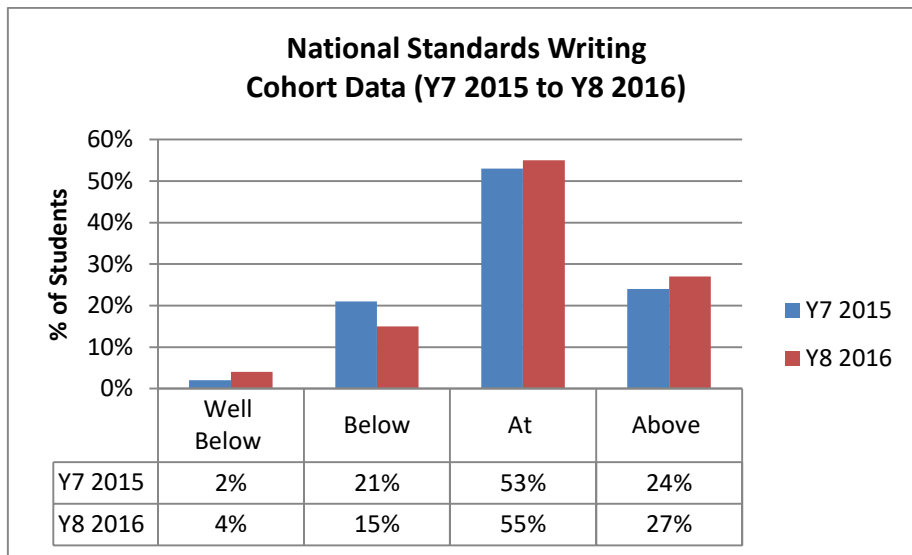
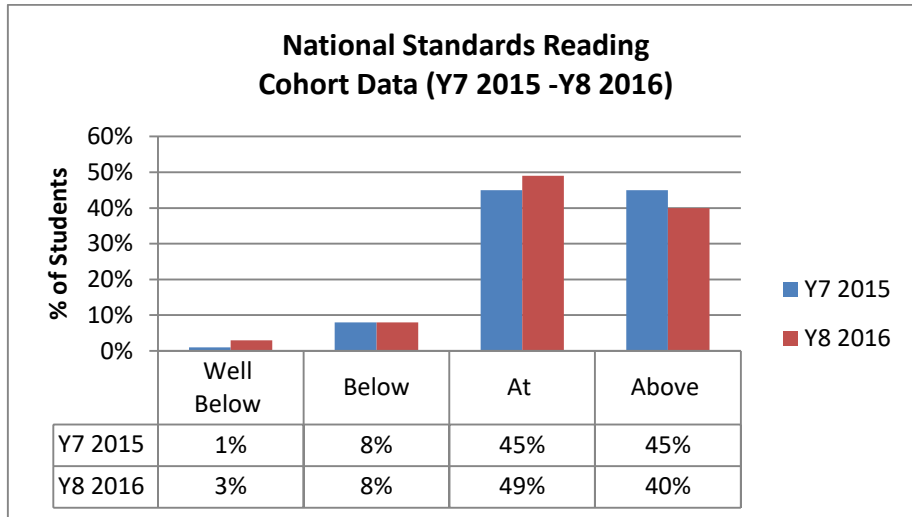
WRITING	WELL BELOW		BELOW		AT		ABOVE		TOTAL
	Number	Proportion	Number	Proportion	Number	Proportion	Number	Proportion	Number
End of Year 7	12	3.6%	56	16.7%	179	53.3%	89	26.5%	336
End of Year 8	14	3.8%	54	14.6%	202	54.7%	99	26.8%	369
All students	26	3.7%	110	15.6%	381	54.0%	188	26.7%	705

MATHS	WELL BELOW		BELOW		AT		ABOVE		TOTAL
	Number	Proportion	Number	Proportion	Number	Proportion	Number	Proportion	Number
End of Year 7	< 5	8.7%	< 5	4.3%	15	65.2%	5	21.7%	23
End of Year 8	< 5	0.9%	33	9.5%	123	35.3%	189	54.3%	348
All students	6	0.9%	100	14.2%	294	41.7%	305	43.3%	705

2. Historical Data (2014 – 2016)



3. Cohort Data (Year 7 2015 to Year 8 2016)



If you would like to view the ANI National Standards as reported to the Ministry of Education please go to [Education Counts](#).